



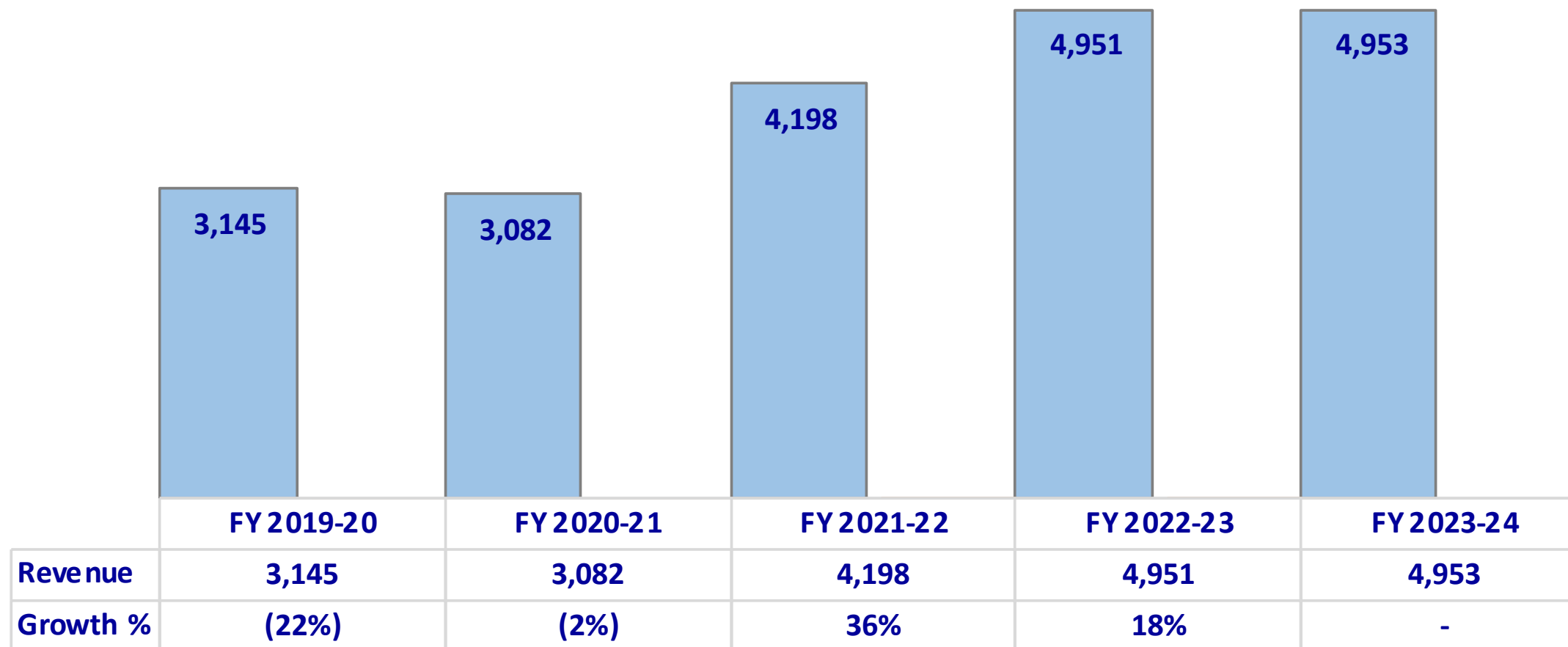
SUNDRAM FASTENERS LIMITED

Investor Presentation – Nine Months Ended 31st December 2024



SFL Standalone – Total revenue

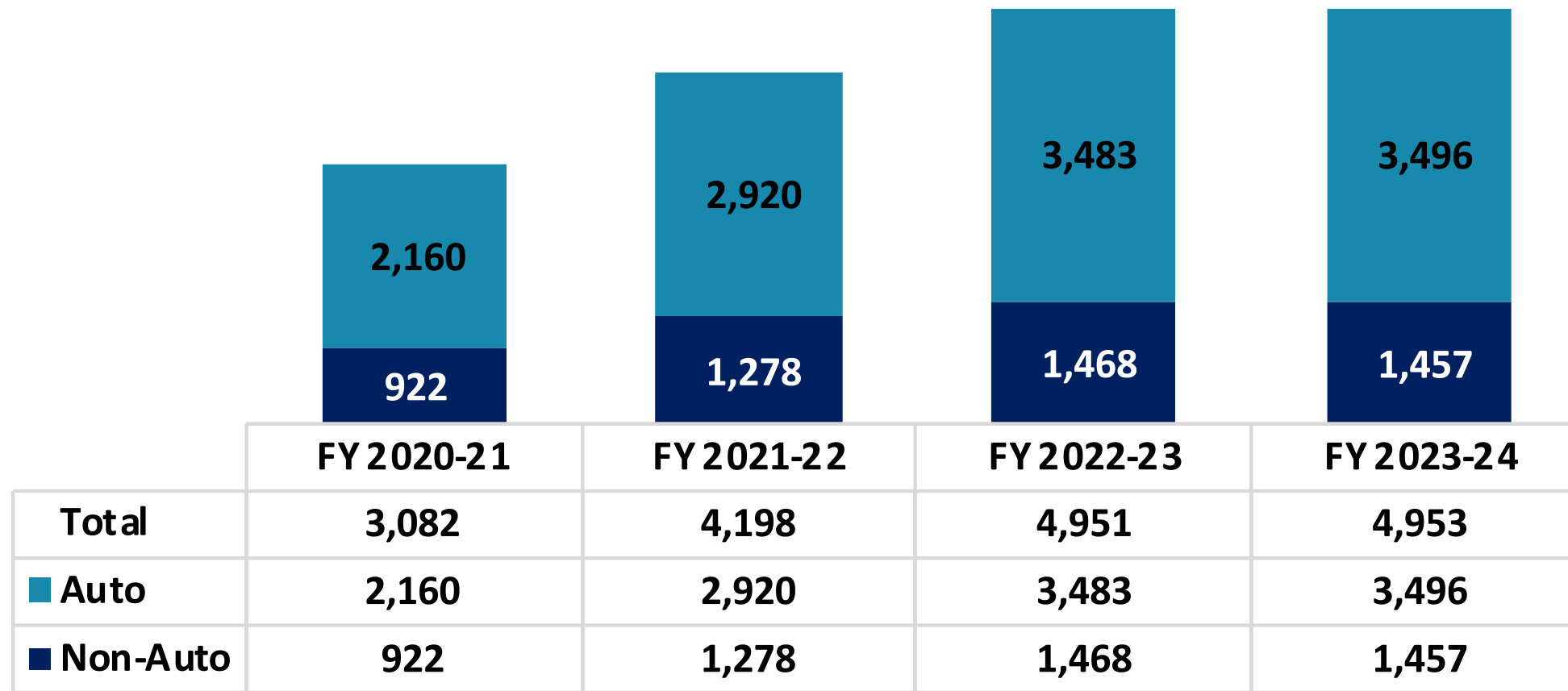
Rs. Crs





SFL Standalone – Total revenue – Auto vs Non-auto

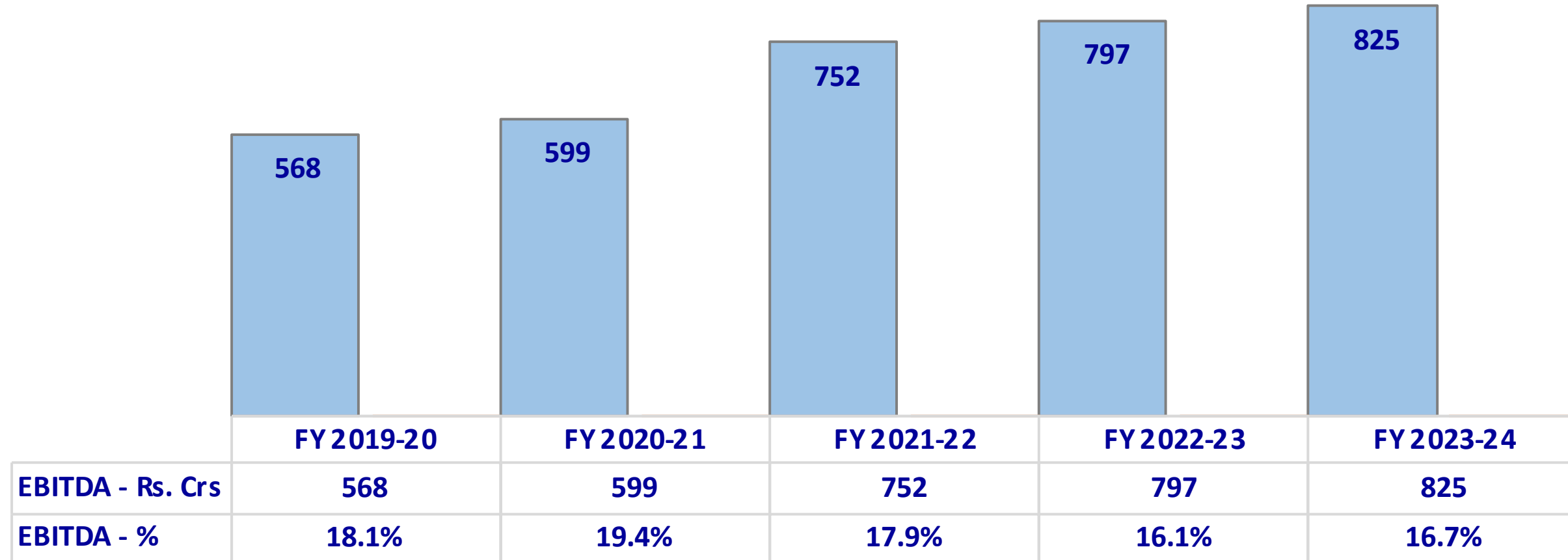
Rs. Crs





SFL Standalone - EBITDA Trend

Rs. Crs



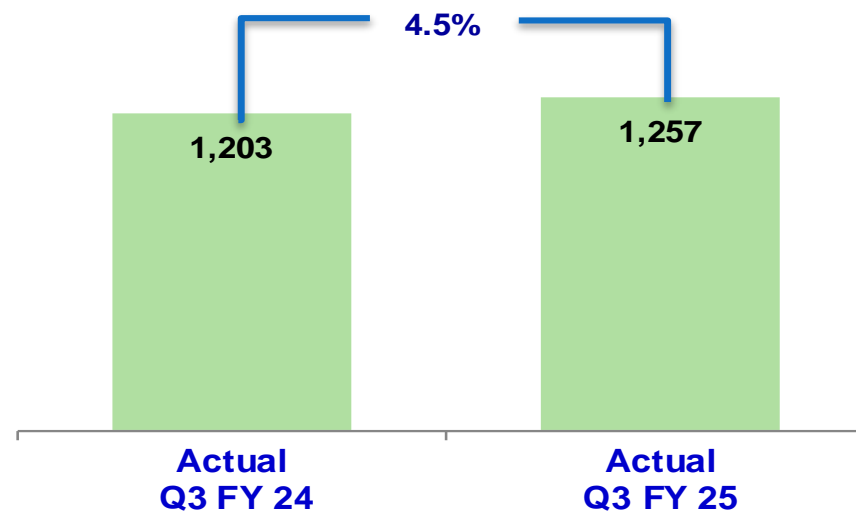


SFL Standalone - Financial performance

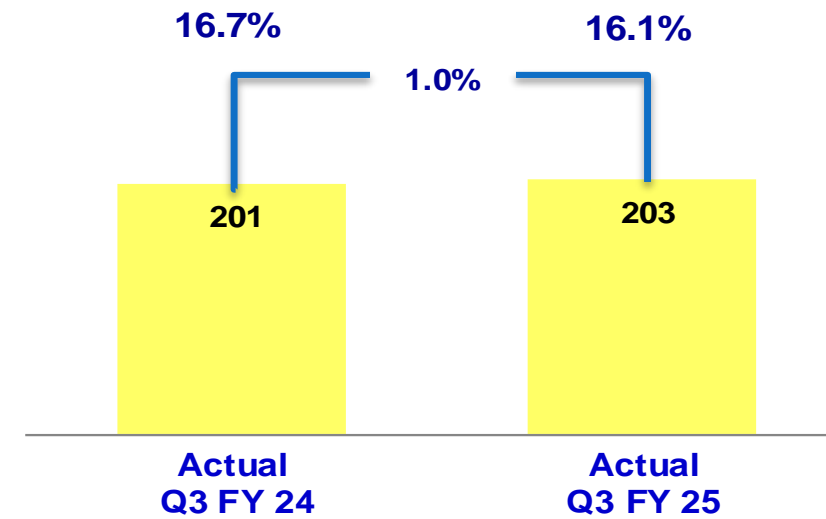
Q3 FY 25 Vs Q3 FY 24

Rs. Crs

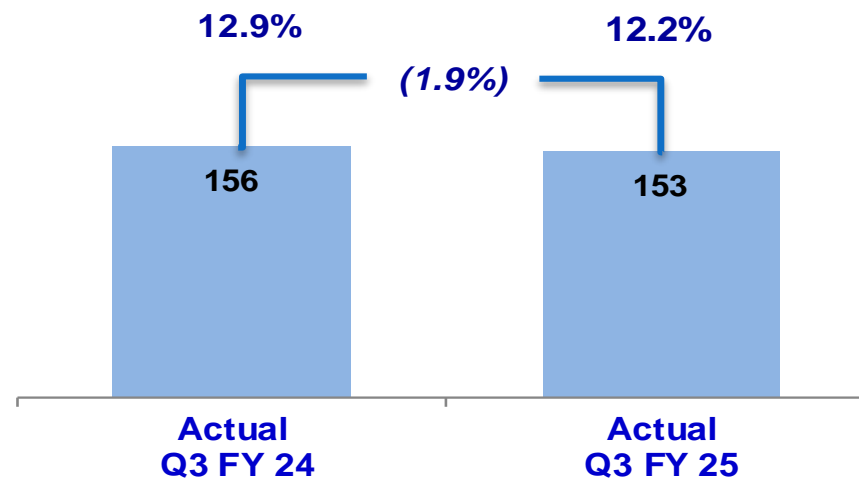
TOTAL REVENUE



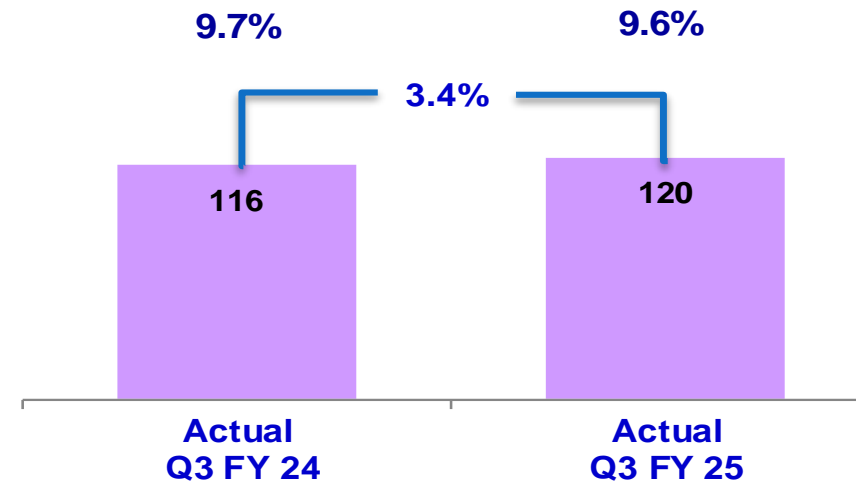
EBITDA



PBT



PAT



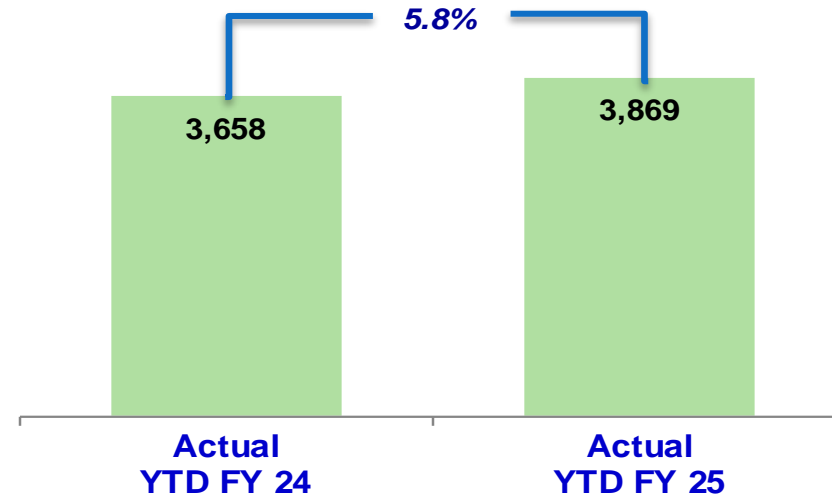


SFL Standalone - Financial performance

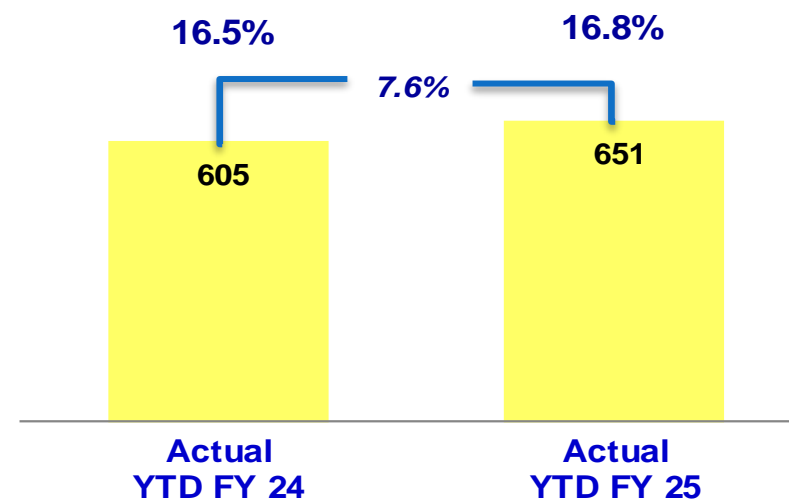
YTD FY 25 Vs YTD FY 24

Rs. Crs

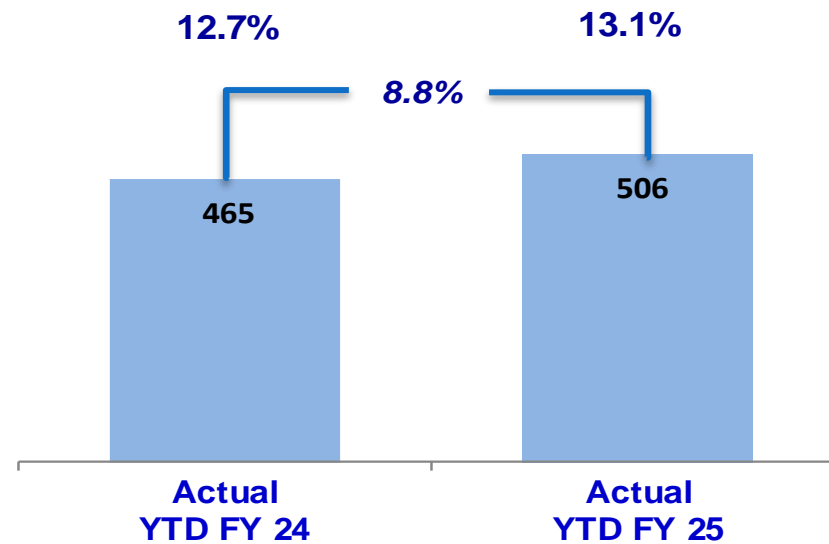
TOTAL REVENUE



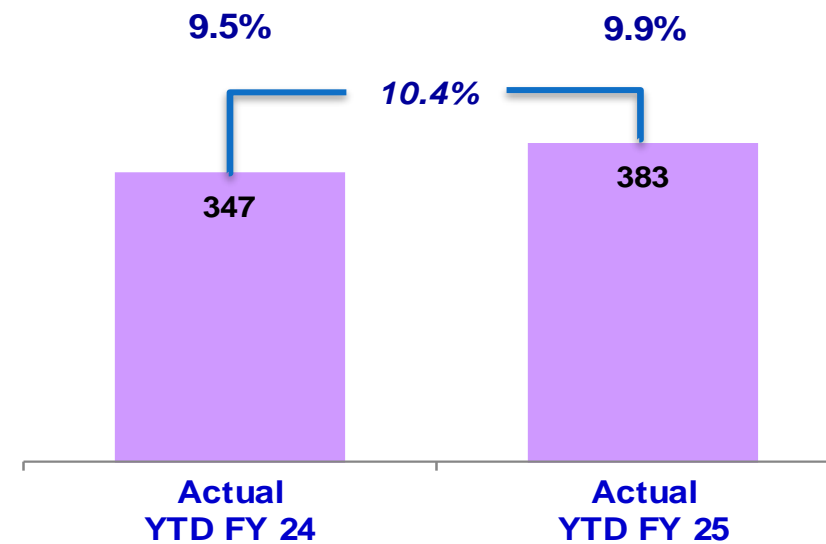
EBITDA



PBT



PAT





SFL Standalone – Key results

Quarter ended December 31, 2024

Standalone Financials

- Total revenue at Rs. 1,256.89 Crores
- Profit before Tax (PBT) at Rs. 153.10 Crores
- Profit after Tax (PAT) at Rs. 120.36 Crores

- The revenue from operations was at Rs 1,256.58 crores for the quarter ended December 31, 2024, as against Rs 1,178.61 crores during the same period in the previous year.
- The domestic sales for the quarter ended December 31, 2024, were at Rs 840.81 crores as against Rs 810.34 crores during the previous year.
- The export sales for the quarter ended December 31, 2024, were at Rs 362.79 crores as against Rs 339.15 crores during the previous year.
- The Company has recorded a net profit of Rs. 120.36 crores for the quarter ended December 31, 2024 as against Rs 116.13 crores during the previous year due to cost control measures.
- Earnings per share for the quarter ended December 31, 2024, amounted to Rs 5.73 and was Rs 5.53 in the corresponding period last year.



SFL Standalone – Key results

Nine months ended December 31, 2024

Standalone Financials

- Total revenue at Rs. 3,869.24 Crores
- Profit before Tax (PBT) at Rs. 505.99 Crores
- Profit after Tax (PAT) at Rs. 382.64 Crores

- The revenue from operations was at Rs 3,855.75 crores for the nine-months ended December 31, 2024, as against Rs 3,627.53 crores during the same period in the previous year.
- The export sales for the nine-months ended December 31, 2024, were at Rs. 1,174.47 crores compared to Rs. 1,024.15 crores during the previous year, registering a strong growth of 15.00%.
- The net profit for the nine-months ended December 31, 2024, was at Rs 382.64 crores as against net profit of Rs 347.17 Crores during the same period in the previous year.



SFL Standalone - Other highlights

Capital expenditure

- **The Company has incurred a capital expenditure of Rs 309.59 crores for the nine-months ended December 31, 2024, in line with its planned capital expenditure program for the financial year 2024-25. These investments will help us scale in non-auto, EV, hybrid and adjacent spaces.**

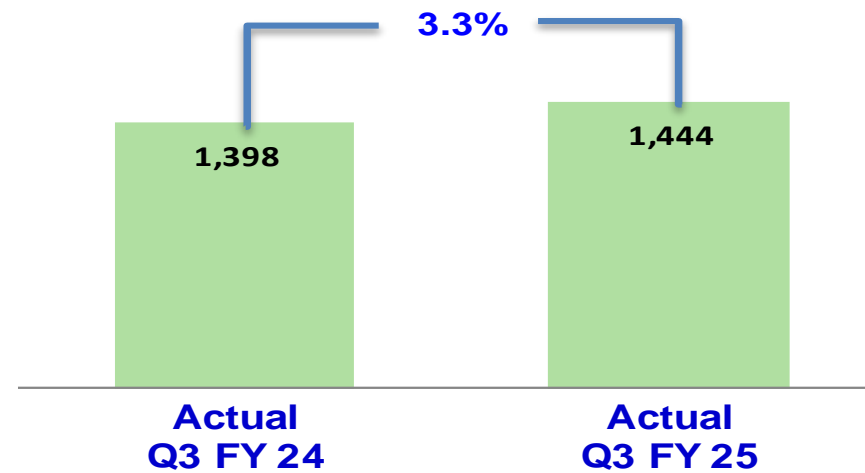


SFL Consolidated - Financial performance

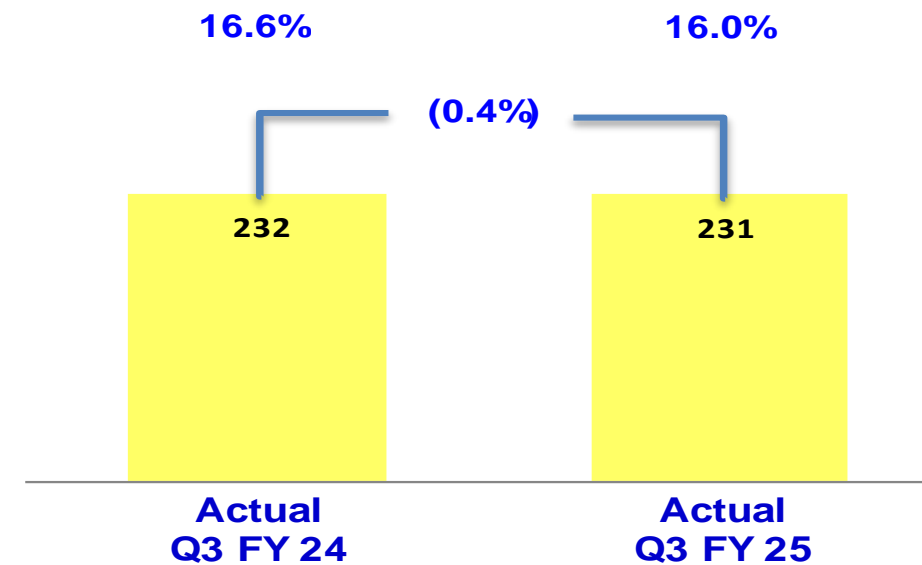
Q3 FY 25 Vs Q3 FY 24

Rs. Crs

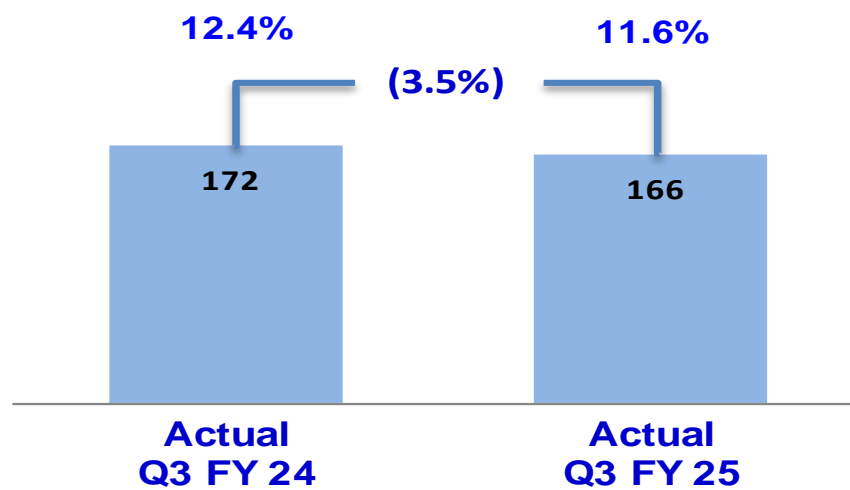
TOTAL REVENUE



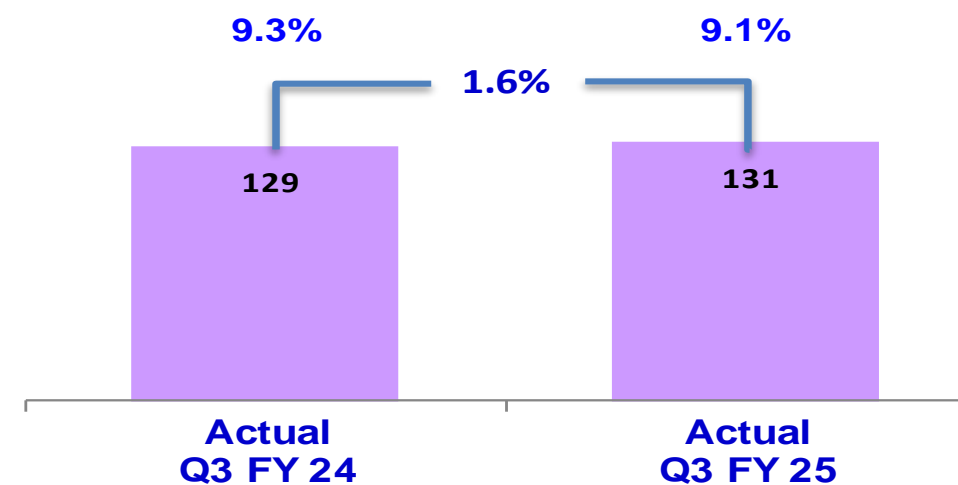
EBITDA



PBT



PAT



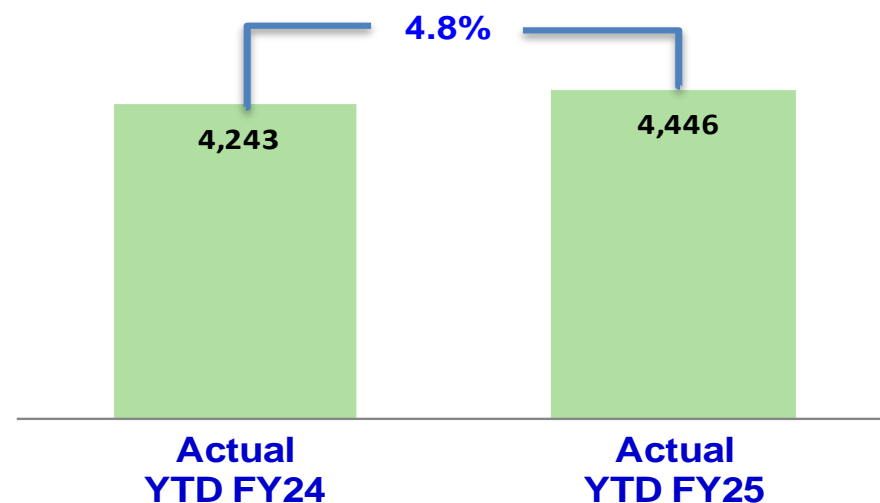


SFL Consolidated - Financial performance

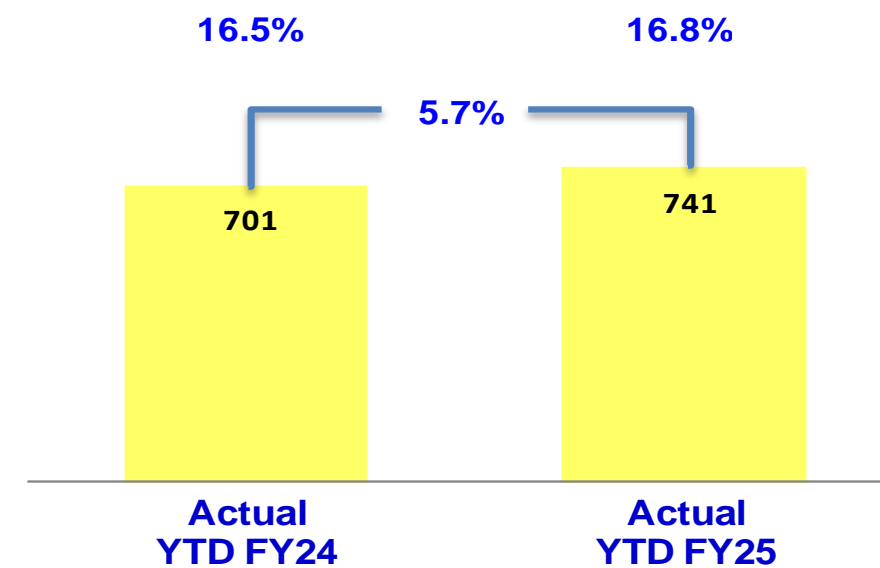
YTD FY 25 Vs YTD FY 24

Rs. Crs

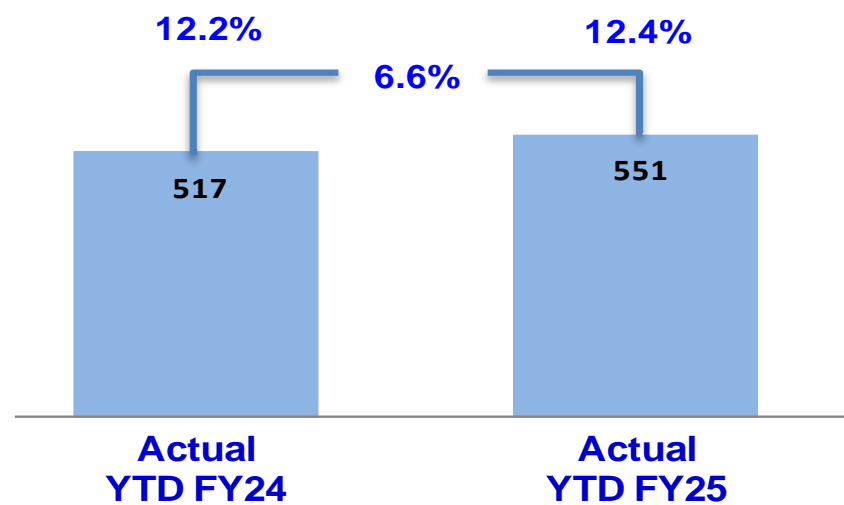
TOTAL REVENUE



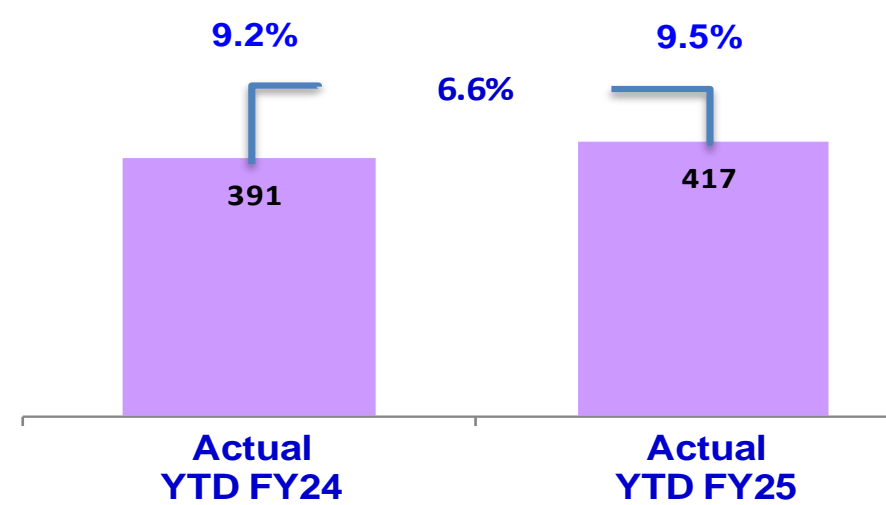
EBITDA



PBT



PAT





SFL Consolidated – Key results

Quarter ended December 31, 2024

Consolidated Financials

- Total revenue at Rs. 1,444.04 Crores
- Profit before Tax (PBT) at Rs. 165.94 Crores
- Profit after Tax (PAT) at Rs. 130.73 Crores

- The Company's consolidated revenue from operations posted for the quarter ended December 31, 2024, was at Rs 1,441.12 crores as against Rs 1,367.25 Crores during the same period in the previous year.
- The consolidated net profit for the quarter ended December 31, 2024, was at Rs 130.73 crores as against Rs 129.44 crores during the previous year.
- The consolidated earnings per share (EPS) for the quarter ended December 31, 2024 amounted to Rs. 6.21 and was Rs 6.12 in the corresponding period last year.



SFL Consolidated – Key results

Nine months ended December 31, 2024

Consolidated Financials

- Total revenue at Rs. 4,445.96 Crores
- Profit before Tax (PBT) at Rs. 550.75 Crores
- Profit after Tax (PAT) at Rs. 417.26 Crores

- The Company's consolidated revenue from operations posted for the nine-months ended December 31, 2024, was at Rs 4,424.83 crores as against Rs 4,199.83 Crores during the same period in the previous year.
- The consolidated net profit for the nine months ended December 31, 2024, was at Rs 417.26 crores as against net profit of Rs. 391.23 Crores during the same period in the previous year.



End of presentation